

**Schottky Barrier Rectifier**  
**Reverse Voltage 40 to 200 Volts**  
**Forward Current 10 Amperes**

**Features**

- Construction utilizes void-free molded plastic technique
- Low reverse leakage
- High forward surge current capability
- High temperature soldering guaranteed:  
260°C/10 seconds at terminals
- Plastic package has Underwriters Laboratory  
Flammability Classification 94V-0


**Technical Data**

**Case:** JEDEC ITO-220AB molded plastic body

**Terminals:** Solder plated, solderable per MIL-STD-750,  
method 2026

**Polarity:** Polarity symbol marking on body

**Mounting Position:** Any



**Maximum Ratings Characteristics** (TA=25°C unless otherwise specified)

Parameter	Symbol	MBR 1040FCT	MBR 1045FCT	MBR 1060FCT	MBR 10100FCT	MBR 10150FCT	MBR 10200FCT	Unit
Maximum Repetitive Peak Reverse Voltage	V <sub>RRM</sub>	40	45	60	100	150	200	V
Maximum RMS voltage	V <sub>RMS</sub>	28	31.5	42	70	105	140	V
Maximum DC Blocking Voltage	V <sub>DC</sub>	40	45	60	100	150	200	V
Maximum Average Forward Rectified Current at T <sub>c</sub> =110°C	Per device	10.0						A
	Per Diode	5.0						
Peak Forward Surge Current, 8.3mS Single Half Sine-Wave Superimposed on Rated Load	I <sub>FSM</sub>	120						A
Maximum Instantaneous Forward Voltage Per Diode at 5A	V <sub>F</sub>	0.65	0.75	0.85	0.92		V	
Maximum DC Reverse Current at Rated DC Blocking Voltage	T <sub>A</sub> =25°C	0.5			0.05		mA	
	T <sub>A</sub> =100°C	50			10			
Typical Thermal Resistance	R <sub>θJC</sub>	3.5						°C/W
Operating Junction Temperature Range	T <sub>J</sub>	-55 to +150						°C
Storage Temperature Range	T <sub>STG</sub>	-55 to +150						°C

**Characteristics Curves** (TA=25°C unless otherwise specified)

FIG. 1- DERATING CURVE OUTPUT RECTIFIED CURRENT

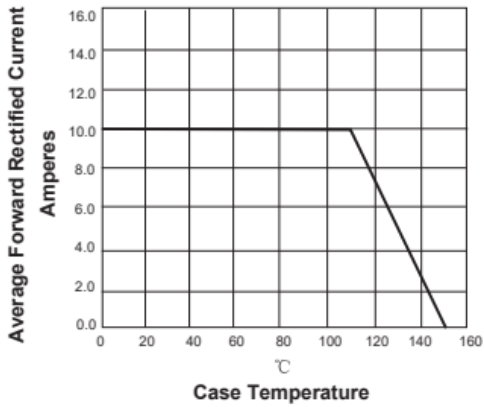


FIG. 2-MAXIMUM NON-REPETITIVE PEAK FORWARD SURGE CURRENT PER LEG

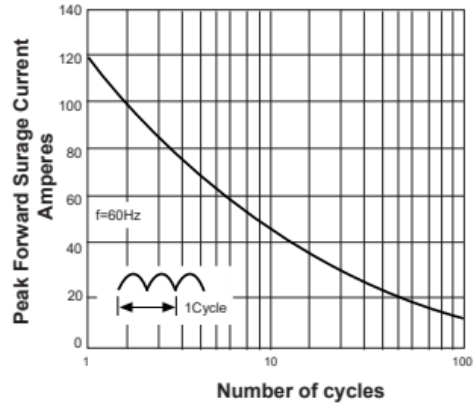


FIG. 3-TYPICAL FORWARD VOLTAGE CHARACTERISTICS

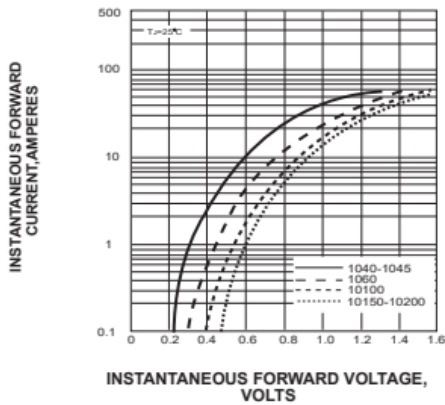
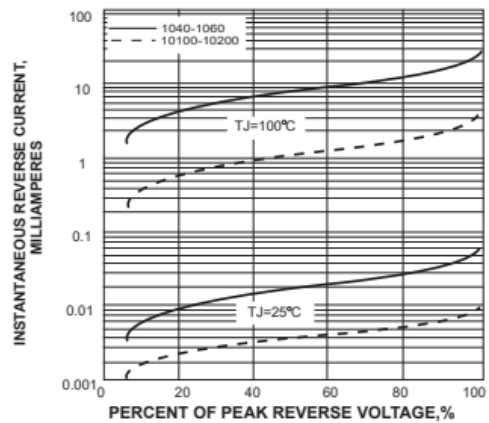


FIG. 4-TYPICAL REVERSE LEAKAGE CHARACTERISTICS







## Revision History

No	Date	Contents
0	2021-06-08	Initial Brief Datasheet Release

<http://www.apsemi.com>

### IMPORTANT NOTICE

AP Semiconductor co, Ltd reserves the right to make changes without further notice to any products or specifications herein. AP Semiconductor co, Ltd does not assume any responsibility for use of any its products for any particular purpose, nor does AP Semiconductor co, Ltd assume any liability arising out of the application or use of any its products or circuits. AP Semiconductor co, Ltd does not convey any license under its patent rights or other rights nor the rights of others.

**AP Semiconductor Co., Ltd**

Contact. Tel 82.70.4693.2299 FAX 82.70.4000.4009

E-mail: [sales@apsemi.com](mailto:sales@apsemi.com)

© 2013 AP semiconductor Co., Ltd. -Printed in KOREA -All Rights Reserved.